



## The Illinois Landscape of Minority-Serving Community Colleges

by Heather L. Fox, OCCRL Assistant Director of Operations, Communications, and Research  
Chauntee R. Thrill, OCCRL Research Assistant

Roughly one-fifth of all undergraduates attend minority-serving institutions (MSIs), including large proportions of underrepresented minoritized students of color who otherwise may not enroll in postsecondary education (Aragon & Zamani, 2002; Gasman & Nguyen, 2014; Núñez, Hurtado, & Galdeano, 2015). Institutions are designated as MSIs based on either their primary mission or origin or the percentage of minoritized undergraduate students of color enrolled at the institution. In total, there are seven categories of MSIs recognized by the U. S. Department of Education (National Center for Education Statistics, 2007). Status as Historically Black Colleges and Universities or Tribal Colleges and Universities was granted legislatively as part of the Higher Education Act of 1965 and Equity in Education Land-Grant Status Act of 1994 to institutions based on the primary mission and origin of these institutions. Status as Historically Black Colleges and Universities was designated by congress to accredited institutions founded prior to 1964 whose primary mission was the education of African Americans. Similarly, Tribal Colleges and Universities are institutions designated by congress that serve predominantly American Indian and Alaska Native students. Outside of Historically Black Colleges and Universities and Tribal Colleges and Universities, the definitions and titling of each designation of MSIs can vary across federal agencies, funding opportunities, and research. The remaining MSIs are designated based on the percentage of minoritized undergraduate students of color served by the institution. Generally, institutions are designated as:

- Predominantly Black institutions if at least 40% of the institution's total enrollment is African American or Black,
- Hispanic-serving institutions if at least 25% of the institution's total enrollment is Hispanic or Latino/a,
- Asian American, Native American, Pacific Islander-serving institutions if at least 10% of total enrollment falls in those categories, and
- Alaskan Native and/or Native Hawaiian-serving institutions if at least 20% of the institution's total enrollment falls in those categories (Center for Minority Serving Institutions, n.d.a).

Institutions not otherwise categorized, but whose combined enrollment of minoritized undergraduates exceeds 50%, are sometimes referred to as other minority-serving institutions (National Center for Education Statistics, 2007).

Approximately 46% of MSIs are two-year institutions or Minority-Serving Community Colleges (MSCCs) (American Association of Community Colleges, 2016). The number of MSCCs is ever evolving as the body of students enrolled at these institutions changes over time. As of 2016, 22% of all two-year intuitions were MSCCs (Center for Minority Serving Institutions, n.d.b). This includes 321 community colleges, 15 private and 306 public, that were federally designated MSIs (Center for Minority Serving Institutions, n.d.b). These institutions overwhelmingly serve as the primary pathway into postsecondary education for historically underrepresented and underserved students, particularly minoritized students of color (Hagedorn, Chi, Cepeda, & McLain, 2007).

### Illinois MSCCs

Within the Midwest region, the State of Illinois has the largest number of MSCCs. There are 14 MSCCs in Illinois: ten that are Hispanic-serving institutions, five that are predominantly Black institutions, and two that are Asian American, Native American, and Pacific Islander-serving institutions. Figure 1 provides a map of the MSCCs in Illinois by MSI type. Most of the Illinois MSCCs are located within 30 miles of downtown Chicago, with the exception of College of Lake County, Elgin Community College, and Waubensee Community College. These three campuses are all about an hour drive from downtown Chicago (43–58 miles).

## Illinois MSCC Profiles





### College of Lake County *Hispanic-Serving Institution*

Founded in 1968, College of Lake County (CLC) first opened its doors in 1969 to 2,360 students (College of Lake County, 2017). In the 2015–2016 academic year, CLC enrolled 24,952 students across three campuses. CLC's student body is primarily White (46%) or Latina/o (34%), but CLC does enroll a diverse body of students (Illinois Community College Board, 2017). CLC offers a variety of associate degrees in arts, science, fine arts, and engineering, as well as career education degrees and certificates. In 2016, CLC conferred more than 900 certificates in health professions and related programs and over 400 certificates in mechanic and repair technologies/technicians programs (National Center for Education Statistics, 2016). CLC also awarded over 850 associate degrees in liberal arts and sciences, general studies, and humanities, along with multi/interdisciplinary studies and health professions and related programs (National Center for Education Statistics, 2016).

### Elgin Community College *Hispanic-Serving Institution*

Founded in 1949, Elgin Community College (ECC) began as a junior college, holding classes out of Elgin High School (Elgin Community College, 2017). ECC services District 509 (one of the 39 community college districts in Illinois), which covers 360 square miles. In the 2015–2016 academic year, ECC enrolled 16,114 students, of whom the majority were White (44%) or Latino/a (Illinois Community College Board, 2017). ECC offers a variety of associate degree programs in the arts, sciences, engineering, fine arts, and liberal studies, along with transfer programs and adult education. During the 2015–2016 academic year, ECC awarded approximately 320 certificates in mechanic and repair technologies programs and over 350 certificates in health professions and related programs (National Center for Education Statistics, 2016). ECC also awarded 545 associate degrees in liberal arts and sciences, general studies, and humanities and 256 associate degrees in biological and physical sciences (National Center for Education Statistics, 2016).



-  *Hispanic-serving institution*
-  *Hispanic-serving institution and predominantly Black institution*
-  *Predominantly Black institution*
-  *Asian American, Native American, Pacific Islander-serving institution and Hispanic-serving institution*

1. College of Lake County
2. Elgin Community College
3. Harold Washington College
4. Harry S Truman College
5. Kennedy-King College
6. Malcolm X College
7. Morton College
8. Olive-Harvey College
9. Prairie State College
10. Richard J Daley College
11. South Suburban College
12. Triton College
13. Waubesa Community College
14. Wilbur Wright College



Minority Serving Community Colleges

Figure 1. Illinois Minority-Serving Community Colleges

The MSI institutional types of MSCCs in Illinois are clustered, with the five predominantly Black institutions being located in central and southern Chicago regions and both Asian American, Native American, and Pacific Islander-serving institutions located in northeastern Chicago regions. Half of the state's MSCCs are part of the City Colleges of Chicago. Each City Colleges of Chicago college focuses on one or more industry areas:

- Harold Washington College: business, entrepreneurship, and professional services;
- Harry S Truman College: education, human sciences, and natural sciences;
- Kennedy-King College: culinary arts and hospitality;
- Malcolm X College: healthcare;
- Olive-Harvey College: transportation, distribution, and logistics;
- Richard J. Daley College: advanced manufacturing; and
- Wilbur Wright College: technology (City Colleges of Chicago, 2017).

It is also important to note that most of the Illinois MSCCs have one or more satellites or campus locations. This is true of all the MSCCs that are part of City Colleges of Chicago, with the exception of Harold Washington College.

While Illinois MSCCs are clustered in primarily urban regions there is notable variation in the neighborhoods served, students enrolled, and institutional focus. One indicator of the different contexts that Illinois MSCCs operate in is shown by comparing the composition of educational credentials held by the adults in the community. Figure 2 shows the educational composition for 12 of the 14 Illinois MSCCs. Morton College and Elgin Community College were excluded, as comparable data was not available. Among the neighborhoods served by Illinois MSCCs, the percentage of the adult populations that has less than a high school diploma ranges from 5% to 46%. Similarly, the percentage of the neighborhood population that has an associate degree or higher ranges from 22% to 61% (City-Data, 2017). Illinois MSCCs employ 25% of the full-time community college faculty in the state (Illinois Community College Board, 2017). Overall Illinois MSCCs rely on a higher percentage of part-time faculty, with 76% of their faculty being part-time, compared to 70% at Illinois non-MSCCs (Illinois Community College Board, 2017). However, the range in the percentage of part-time faculty at Illinois non-MSCCs ranges from 47% to 94%, whereas the range at Illinois MSCCs is much smaller at 62% to 87%. As such the reliance on part-time faculty appears more reflective of the structures of the individual institutions than of the presence or absence of an MSI designation.

## Illinois MSCC Profiles Continued

### **Harold Washington College, City Colleges of Chicago**

*Asian American, Native American, Pacific Islander-Serving Institution and Hispanic-Serving Institution*

Founded in 1962 as Loop Junior College, Harold Washington College (HWC) is the third-oldest community college in the City Colleges of Chicago system. It was renamed in 1987 after the passing of Chicago's first African-American mayor, Harold Washington (City Colleges of Chicago, 2017). In the 2015–2016 academic year, HWC enrolled almost 14,000 students, the majority of whom were African American (31%) or Latina/o (39%) (Illinois Community College Board, 2017). Located in the Loop area of Chicago, HWC serves as a hub for business education, partnering with businesses such as Deloitte, Accenture, and Randstad (City Colleges of Chicago, 2017). In 2016, HWC awarded 87 certificates in business, management, marketing, and related support services and almost 870 associate degrees in liberal arts and sciences, general studies, and humanities (National Center for Education Statistics, 2016). HWC offers college to career pathways in the areas of insurance and banking, accounting, marketing and management, and business and economics. HWC is also the Chicago home for the Goldman Sachs 10,000 Small Businesses program (City Colleges of Chicago, 2017).

### **Harry S Truman College, City Colleges of Chicago**

*Asian American, Native American, Pacific Islander-Serving Institution and Hispanic-Serving Institution*

Founded in 1956, Harry S Truman College (HSTC) began as an "evening college," offering classes out of a local high school. Outgrowing its initial location, HSTC, then known as Mayfair College, relocated to its current location. It was renamed in 1976 after the 33rd president of the United States (City Colleges of Chicago, 2017). In the 2015–2016 academic year, HSTC enrolled approximately 15,850 students, the majority of whom were African American (21%) or Latina/o (42%) (Illinois Community College Board, 2017). Located in the Uptown neighborhood, HSTC offers courses in education and human and natural sciences. In 2016, HSTC conferred certificates in the areas of family and consumer sciences/human services and health professions and related programs and awarded associate degrees in health professions and related programs, multi/interdisciplinary studies, liberal arts and sciences, general studies, and humanities (National Center for Education Statistics, 2016). HSTC is the home of Truman Middle College, an alternative high school for students who dropped out of high school but wish to obtain a high school diploma.

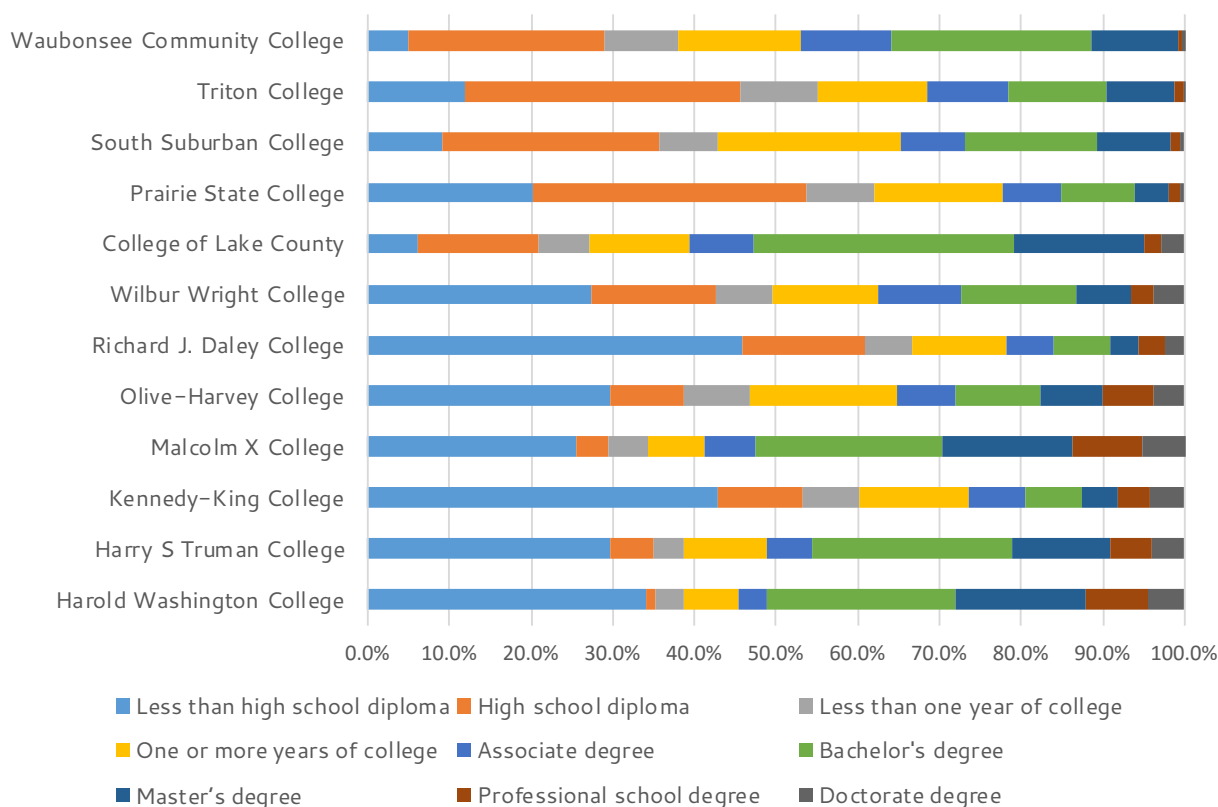


Figure 2. Highest Educational Attainment of Adults in Communities Served by Minority-Serving Community Colleges in Illinois



### Kennedy-King College, City Colleges of Chicago *Predominantly Black Institution*

Founded in 1935 as Woodrow Wilson Junior College, Kennedy-King College (KKC) is one of seven community colleges that make up the City Colleges of Chicago. Renamed in 1969 in honor of Robert F. Kennedy and Martin Luther King, Jr., KKC is the smallest of the City Colleges of Chicago colleges (City Colleges of Chicago, 2017). In the 2015–2016 academic year, KKC enrolled approximately 6,900 students, the majority of whom were African American (84%) (Illinois Community College Board, 2017). Nestled in the Englewood area, KKC serves as a hub for hospitality and culinary arts education, offering courses at the Washburne Culinary and Hospitality Institute. In 2016, KKC conferred almost 250 certificates in personal and culinary services programs and 263 associate degrees in liberal arts and sciences, general studies, and humanities (National Center for Education Statistics, 2016). KKC is also home to WXCC PBS Chicago, WKCC 89.3FM Radio, the Center for Distance Learning, and the Child Development Laboratory Center (City Colleges of Chicago, 2017).

### Malcolm X College, City Colleges of Chicago *Hispanic-Serving Institution and Predominantly Black Institution*

Founded in 1911 as Crane Junior College, Malcolm X College (MXC) is the oldest of the seven City Colleges of Chicago community colleges. Known as Herzl Junior College from 1932 to 1969, the institution served as a U.S. Navy training college in 1944–1945 (City Colleges of Chicago, 2017). In the 2015–2016 academic year, MXC enrolled approximately 9,500 students, the majority of whom were African American (55%) or Latina/o (31%) (Illinois Community College Board, 2017). MXC serves as a hub for healthcare education, offering the largest selection of health sciences degrees in Cook County. In 2016, MXC conferred over 600 certificates in health professions and related programs and conferred associate degrees primarily in the areas of multi/interdisciplinary studies, liberal arts and sciences, general studies, and humanities (National Center for Education Statistics, 2016). MXC recently opened a new School of Health Sciences, which houses a virtual hospital and the City Colleges of Chicago School of Nursing (City Colleges of Chicago, 2017).



While the tuition and fees charged to attend any of the City Colleges of Chicago is consistent, the median incomes served across these and other Illinois MSCCs are not. Table 1 provides a listing of in-district, in-state, and out-of-state tuition and fees for each of the Illinois MSCCs. In the 2015–2016 academic year, the in-district tuition and fees ranged from \$2,832 to \$4,583 (National Center for Education Statistics, 2016). The mean in-district tuition and fees were \$3,529, with each of the City Colleges of Chicago charging \$3,505. Figure 3 shows the distribution of annual median household income across the neighborhoods served by Illinois MSCCs, which ranged from \$22,633 to \$107,200 with a mean of \$59,006, (City-Data, 2017). The neighborhood served by Waubensee Community College has the highest median income, the lowest percentage of adults without a high school diploma, and the lowest tuition and fees among the neighborhoods served by Illinois MSCCs. In contrast, in the neighborhood served by Kennedy-King College, where the median income is 62% of the mean and 43% of adults do not have a high school diploma, the tuition is just \$29 below the mean charged by Illinois MSCCs.

Table 1. Tuition and Fees at Minority-Serving Community Colleges in Illinois, 2015–2016 Academic Year

College	In-district tuition and fees	In-state tuition and fees	Out-of-state tuition and fees
College of Lake County	\$3,612	\$8,358	\$11,046
Elgin Community College	\$2,868	\$10,439	\$11,959
Harold Washington College	\$3,506	\$8,126	\$11,906
Harry S Truman College	\$3,506	\$8,126	\$11,906
Kennedy-King College	\$3,506	\$8,126	\$11,906
Malcolm X College	\$3,506	\$8,126	\$11,906
Morton College	\$3,668	\$7,764	\$9,812
Olive-Harvey College	\$3,506	\$8,126	\$11,906
Prairie State College	\$3,432	\$7,800	\$9,240
Richard J. Daley College	\$3,506	\$8,126	\$11,906
South Suburban College	\$4,583	\$10,786	\$12,173
Triton College	\$3,870	\$9,360	\$11,630
Waubensee Community College	\$2,832	\$7,002	\$7,587
Wilbur Wright College	\$3,506	\$8,126	\$11,906

Data source. National Center for Education Statistics, 2016

## Illinois MSCC Profiles Continued

### Morton College

#### *Hispanic-Serving Institution*

Founded in 1924, Morton College (MC) is the second-oldest community college in Illinois (Morton College, 2017). Originally located at Morton East High School, Morton College initially had 11 teachers and 76 students (Morton College, 2017). In the 2015–2016 academic year, MC enrolled 6,942 students of whom the majority (84%) were Latina/o (Illinois Community College Board, 2017). MC offers a variety of concentrations in an Associate of Applied Science degree along with a host of certificate programs. During the 2015–2016 academic year, most of the certificates awarded by MC were in the areas of business management, marketing, and related support services programs, and child care provider/assistant programs (National Center for Education Statistics, 2016). Additionally, MC conferred 122 associate degrees in the areas of biological and physical sciences and 182 associate degrees in liberal arts and sciences, general studies, and humanities (National Center for Education Statistics, 2016). In 2007, the Hawthorne Works Museum and Heritage Hall opened, honoring MC's history in the community (Morton College, 2017).

### Olive-Harvey College, City Colleges of Chicago

#### *Predominantly Black Institution*

Founded in 1950, Olive-Harvey College (OHC) began as two colleges, Fenger and Southeast Junior Colleges. In 1970, the two colleges merged and were renamed Olive-Harvey College (OHC) in honor of PFC Milton Lee Olive III and Carmel Bernon Harvey, Jr., two Chicago men who lost their lives in the Vietnam War (City Colleges of Chicago, 2017). Located in the Pullman neighborhood, OHC has the largest campus of the City Colleges of Chicago community colleges. In the 2015–2016 academic year, OHC enrolled 7,479 students, the majority of whom were African American (62%) or Latina/o (22%) (City Colleges of Chicago, 2017; Illinois Community College Board, 2017). During the 2015–2016 year, OHC awarded 1,627 certificates in transportation and materials moving programs and almost 300 associate degrees in liberal arts and sciences, general studies, and humanities. OHC serves as a hub for transportation, distribution, and logistics programs (National Center for Education Statistics, 2016).

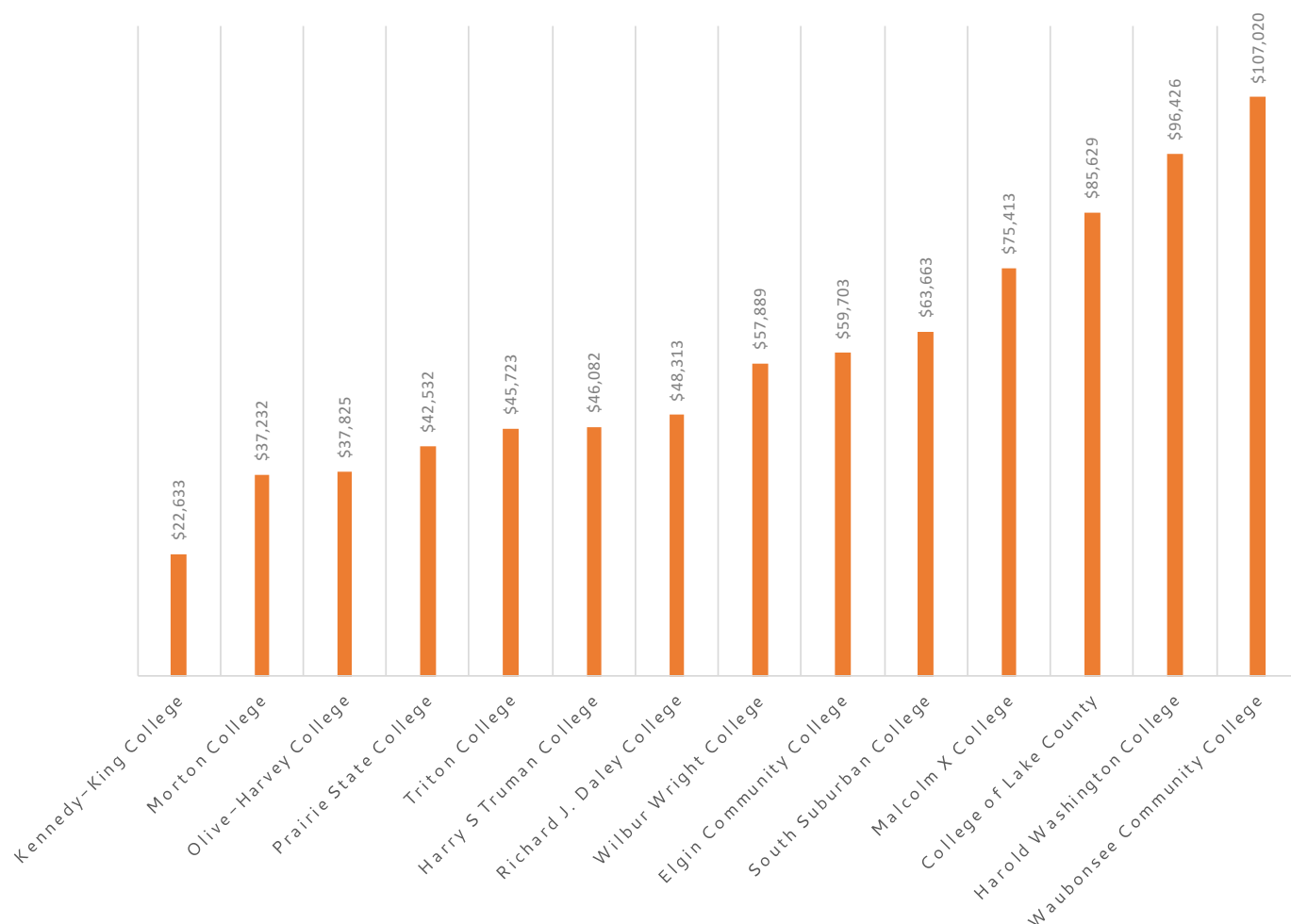


Figure 3. Annual Median Household Income in Illinois Communities Served by Minority-Serving Community Colleges

### Prairie State College

#### *Predominantly Black Institution*

Founded in 1957 as Bloom Township Junior College, the college was renamed in the late 1960s as Prairie State College (PSC). The first Illinois community college to guarantee the transferability of their courses to other Illinois institutions, PSC serves the Chicago Heights area (Prairie State College, 2017). In the 2015–2016 academic year, PSC enrolled 9,818 students, 56% of whom were African American (Illinois Community College Board, 2017). PSC offers degrees and certificates in over 100 fields of study, along with continuing education courses (Prairie State College, 2017). In 2016, PSC conferred more than 250 certificates in health professions and related programs and over 190 associate degrees in liberal arts and sciences, general studies, and humanities (National Center for Education Statistics, 2016).

### Richard J. Daley College, City Colleges of Chicago

#### *Hispanic-Serving Institution*

Founded in 1960 as William J. Bogan Junior College, Richard J. Daley College (RJDC) is the third-largest community college in the City Colleges of Chicago. In 1970, the college was renamed to Southwest College, and in 1981 it was renamed again as RJDC to honor the passing of former mayor Richard J. Daley (City Colleges of Chicago, 2017). RJDC is a Hispanic-serving institution located in the West Lawn neighborhood of Chicago. In the 2015–2016 academic year, RJDC enrolled 14,263 students (Illinois Community College Board, 2017). RJDC serves as a hub for advanced manufacturing programs. In 2016, RJDC awarded over 500 certificates in construction trades programs and approximately 352 associate degrees in liberal arts and sciences, general studies, and humanities. RJDC offers advanced manufacturing certificates and degrees in computerized numerical control machining and factory automation (National Center for Education Statistics, 2016).

## Enrollment and Completion at Illinois MSCCs

In the 2015–2016 academic year, Illinois MSCCs enrolled 32% of the community college students in the state and a high percentage of the underserved minoritized students (Illinois Community College Board, 2017). Specifically, they enrolled 62% of Latina/o students, 55% of African American students, and 44% of Nonresident Alien students enrolled across the state of Illinois (Illinois Community College Board, 2017). Table 2 outlines the demographic composition of Illinois MSCCs and Illinois non-MSCCs in the 2015–2016 academic year. Collectively, there were notably higher percentages of Black and Latina/o students enrolled at Illinois MSCCs. In contrast, while 66% of the students enrolled at Illinois non-MSCCs were White, only 24% of those enrolled at Illinois MSCCs were White (Illinois Community College Board, 2017).

Table 2. Demographics of Students Enrolled at Illinois Minority-Serving Community Colleges (MSCCs) and non-MSCCs, 2015–2016 Academic Year

Race / Ethnicity	Illinois MSCCs	Illinois non-MSCCs
African American / Black	22%	9%
American Indian / Native American	<1%	<1%
Asian American	4%	4%
Hispanic / Latino	37%	11%
Pacific Islander / Native Hawaiian	<1%	<1%
Nonresident Alien	1%	<1%
White	24%	66%
Other / Unknown	10%	8%

Data source. Illinois Community College Board, 2017

Half or more of students at four Illinois MSCCs received Pell grants for the 2015–2016 academic year, with a range across Illinois MSCCs from 20% to 59% (National Center for Education Statistics, 2016). Table 3 shows the percentage of students at each Illinois MSCC institution who received grants or scholarships, Pell grants, and federal student loans. The highest percentage of students with Pell grants was 59% at Kennedy–King College. The percentage of students receiving grants or scholarships at each institution is closely reflective of the percentage receiving Pell grants, typically within a 5% difference. The exception here is South Suburban College, where 50% of the students received Pell grants and 59% received grants or scholarships. South Suburban College also reported that none of their students received federal student loans.

Table 3. Percent of Students Receiving Financial Aid at Minority-Serving Community Colleges in Illinois, 2015–2016 Academic Year

College	Grants or scholarships	Pell grants	Federal student loans
College of Lake County	23%	20%	4%
Elgin Community College	31%	26%	8%
Harold Washington College	52%	51%	28%
Harry S Truman College	25%	24%	13%
Kennedy–King College	59%	59%	37%
Malcolm X College	55%	55%	27%
Morton College	40%	39%	3%
Olive–Harvey College	41%	41%	41%
Prairie State College	52%	47%	21%
Richard J. Daley College	28%	28%	12%
South Suburban College	59%	50%	0%
Triton College	33%	28%	5%
Waubonsee Community College	33%	26%	11%
Wilbur Wright College	37%	37%	19%

Data source. National Center for Education Statistics, 2016

Enrollment patterns across program classifications are substantially varied between Illinois MSCCs and Illinois non-MSCCs. Table 4 shows the percentage of students of each classification type served by each institutional type during the 2015–2016 academic year. While Illinois MSCCs enrolled 32% of the community college students in the state, they served 68% of adult basic education students, 63% of English as a second language students, and only 7% of vocational students (Illinois Community College Board, 2017). This showcases how, in Illinois, MSCCs provide a conduit to postsecondary education for substantial groups of underserved students needing educational and language learning supports in preparation for further education or employment.

Table 4. Enrollment by Program Classification in Illinois Minority-Serving Community Colleges (MSCCs) and non-MSCCs, 2015–2016 Academic Year

Program classification	Illinois MSCCs	Illinois non-MSCCs
Transfer	33%	67%
Vocational	7%	93%
Career and technical	23%	77%
Adult basic education	68%	32%
Adult secondary education	38%	62%
English as a second language	63%	37%
General studies	24%	76%
<b>Total</b>	<b>32%</b>	<b>68%</b>

Data source. Illinois Community College Board, 2017

Despite supporting high numbers of students with their secondary completion, language learning, and developmental coursework, Illinois MSCCs' rates of completion reflect the proportion of the student body enrolled at these institutions. Table 5 shows the distribution of awarded associate degrees, long-term certificates, and short-term certificates at Illinois MSCCs and non-MSCCs. In 2015–2016, Illinois community colleges conferred 35,472 associate degrees, 31% of which were awarded by Illinois MSCCs (Illinois Community College Board, 2017). However, while the overall percentage of credentials at each level, including associate degrees, long-term certificates, and short-term certificates, is reflective of the proportion of students enrolled at Illinois MSCCs, there are variations in the types of associate degrees awarded. Illinois MSCCs awarded 37% of the Associate of Arts degrees, 11% of the Associate of Arts degrees in teaching, and none of the 585 Associate of Arts and Sciences degrees awarded in the state (Illinois Community College Board, 2017).

Table 5. Degrees and Certificates Awarded by Illinois Minority-Serving Community Colleges (MSCCs) and non-MSCCs, 2015–2016 Academic Year

Credential	Illinois MSCCs	Illinois non-MSCCs
Associate degrees	31%	69%
Certificate 1+ year	28%	72%
Certificate < 1 year	32%	68%
<b>Total</b>	<b>31%</b>	<b>70%</b>

Data source. Illinois Community College Board, 2017

## Conclusion

Illinois MSCCs provide a critical on-ramp to postsecondary education for nearly a third of all community college students in the state. While primarily urban, these institutions operate under differing contexts and resources. These institutions all serve substantial populations of underserved racially minoritized students, while the needs and experiences of these students vary across the landscape of Illinois. Illinois MSCCs serve students with high levels of financial need, English as a second language learners, and students engaged in adult basic education. While institutions across the country struggle to serve these populations, Illinois MSCCs are meeting their needs, as demonstrated by these colleges showing graduation outcomes comparable to those of Illinois non-MSCCs. This supports the idea that it is essential that research is done that draws out what systemically is different in the practices, policies, and cultures in place at MSCCs that supports the success of underserved racial minorities and other underserved student subgroups.



## Illinois MSCC Profiles Continued

### South Suburban College

#### *Predominantly Black Institution*

Founded in 1927 as Thornton Junior College, South Suburban College (SSC) initially began as an extension of Thornton Township High School (South Suburban College, 2017). In 1969, the institution was renamed to Thornton Community College, followed by its current name in 1988, to reflect the geographic location of the college (South Suburban College, 2017). SSC serves the south suburbs of Chicago, also called Chicago Southland. In the 2015–2016 academic year, SSC enrolled 9,770 students, of whom the majority were African American (58%) or Latina/o (18%) (Illinois Community College Board, 2017). SSC offers a variety of degrees and certificates, while providing adult basic education and other community programs. During the 2015–2016 academic year, SSC conferred more than 130 certificates in the areas of business, management, marketing, and related support services programs and health professions and related programs (National Center for Education Statistics, 2016). SSC also awarded more than 200 associate degrees in the areas of multi/interdisciplinary studies, liberal arts and sciences, general studies, and humanities (National Center for Education Statistics, 2016).

### Triton College

#### *Hispanic–Serving Institution*

Founded in 1964, Triton College (TC) was named after three high school districts: Elmwood Park, Leyden, and Proviso Township. Located in the western suburbs, TC enrolled 17,832 students during the 2015–2016 academic year (Triton College, 2017). TC serves a diverse student body that is 37% Latina/o, 29% White, and 15% African American (Illinois Community College Board, 2017). TC offers certificates and degrees in over 100 areas of study, provides a real estate academy, and provides concealed carry handgun training (Triton College, 2017). During the 2015–2016 academic year, TC awarded more than 200 certificates in the health professions and related programs field, along with over 600 associate degrees in the fields of multi/interdisciplinary studies, health professions and related programs, liberal arts and sciences, general studies, and humanities (National Center for Education Statistics, 2016). Triton College is home for the Cernan Earth and Space Center Star Store (Triton College, 2017).

## References

- American Association of Community Colleges (2016, February). *Fast facts*. Washington, DC: Author.
- Aragon, S. R., & Zamani, E. M. (2002). Promoting access and equity through minority serving institutions. In M.C. Brown (Ed.), *Equity and access in higher education: Changing the definition of educational opportunity* (Readings on equal education), no. 18. New York, NY: AMS Press, Inc.
- Center for Minority Serving Institutions. (n.d.a). *What are MSIs?* Philadelphia, PA: Penn Center for Minority Serving Institutions.
- Center for Minority Serving Institutions. (n.d.b). *MSI directory*. Philadelphia, PA: Penn Center for Minority Serving Institutions.
- City Colleges of Chicago. (2017). *Colleges*. Chicago, IL: Author.
- City-Data. (2017). *Chicago neighborhoods*. Stamford, CT: Pitney Bowes, Inc.
- College of Lake County. (2017). *Who We Are*. Grayslake IL: Author.
- Elgin Community College. (2017). *College History*. Elgin, IL: Author.
- Gasman, M., & Nguyen, T-H. (2014). Historically Black Colleges and Universities (HBCUs): Leading our nation's effort to improve the science, technology, engineering, and mathematics (STEM) pipeline. *Texas Education Review*, 2(1), 75–89.
- Hagedorn, L. S., Chi, W. Y., Cepeda, R. M., & McLain, M. (2007). An investigation of critical mass: The role of Latino representation in the success of urban community college students. *Research in Higher Education*, 4, 73–91.
- Illinois Community College Board. (2017). *Data and characteristics of the Illinois public community college system, 2017*. Springfield, IL: Author.
- Morton College. (2017). *History*. Cicero, IL: Author.
- National Center for Education Statistics. (2007). *Characteristics of minority-serving institutions and minority undergraduates enrolled in these institutions*. Washington, DC: U.S. Department of Education, Institute of Education Sciences.
- National Center for Education Statistics. (2016). *College Navigator*. Washington, DC: U.S. Department of Education, Institute of Education Sciences.
- Núñez, A. M., Hurtado, S., & Galdeano, E. C. (Eds.). (2015). *Hispanic-serving Institutions: Advancing Research and Transformative Practice*. New York: Routledge.
- Prairie State College. (2017). *About US*. Chicago Heights, IL: Author.
- South Suburban College. (2017). *About ASSC*. South Holland, IL: Author.
- Triton College. (2017). *Triton College Facts*. River Grove, IL: Author.
- Waubensee Community College. (2017). *About Us*. Sugar Grove, IL: Author.

Heather L. Fox may be reached at [hlfox2@illinois.edu](mailto:hlfox2@illinois.edu).  
Chauntee R. Thrill may be reached at [thrill2@illinois.edu](mailto:thrill2@illinois.edu).

### **Waubonsee Community College** *Hispanic-Serving Institution*

Founded in 1966, Waubonsee Community College (WCC) was initially named Fox Valley Community College (Waubonsee Community College, 2017). WCC's current name is the result of a district-wide naming contest and comes from the name of a Pottawatomie Native American chief who resided in the area during the 1800s (Waubonsee Community College, 2017). WCC serves the Sugar Grove area and is a founding member of the Illinois Virtual Campus (Waubonsee Community College, 2017). In the 2015–2016 academic year, WCC enrolled 18,931 students, of whom 47% were White and 37% were Latina/o (Illinois Community College Board, 2017). WCC offers a variety of degrees and certificates, along with career programming. During the 2015–2016 academic year, WCC awarded over 300 certificates in health professions and related programs and over 100 certificates in mechanic and repair technologies programs (National Center for Education Statistics, 2016). WCC also awarded over 500 associate degrees in multi/interdisciplinary studies and 278 associate degrees in liberal arts and sciences, general studies, and humanities (National Center for Education Statistics, 2016).

### **Wilbur Wright College, City Colleges of Chicago** *Hispanic-Serving Institution*

Established in 1934, Wilbur Wright Junior College, now Wilbur Wright College (Wilbur), was named to honor the death of Wilbur Wright (City Colleges of Chicago, 2017). Wilbur is the second-oldest community college in the City Colleges of Chicago system (City Colleges of Chicago, 2017). In the 2015–2016 academic year, Wilbur enrolled approximately 17,300 students, the majority of whom were Latina/o (59%) (Illinois Community College Board, 2017). Serving the Dunning neighborhood of Chicago, Wilbur serves as a hub for information technology programs. WWC offers information technology associate degrees in networking & technology, web development, and computer science. In 2014, WWC reached a milestone by conferring 1,031 associate degrees (City Colleges of Chicago, 2017). This marked the first time in Wilbur's history that more than 1,000 of their students earned an associate degree (City Colleges of Chicago, 2017). In 2016, Wilbur conferred almost 170 certificates in health professions and related programs and 705 associate degrees in liberal arts and sciences, general studies, and humanities (National Center for Education Statistics, 2016).

